

Tollerton Parish Council

Questionnaire Report paper and online results

Introduction

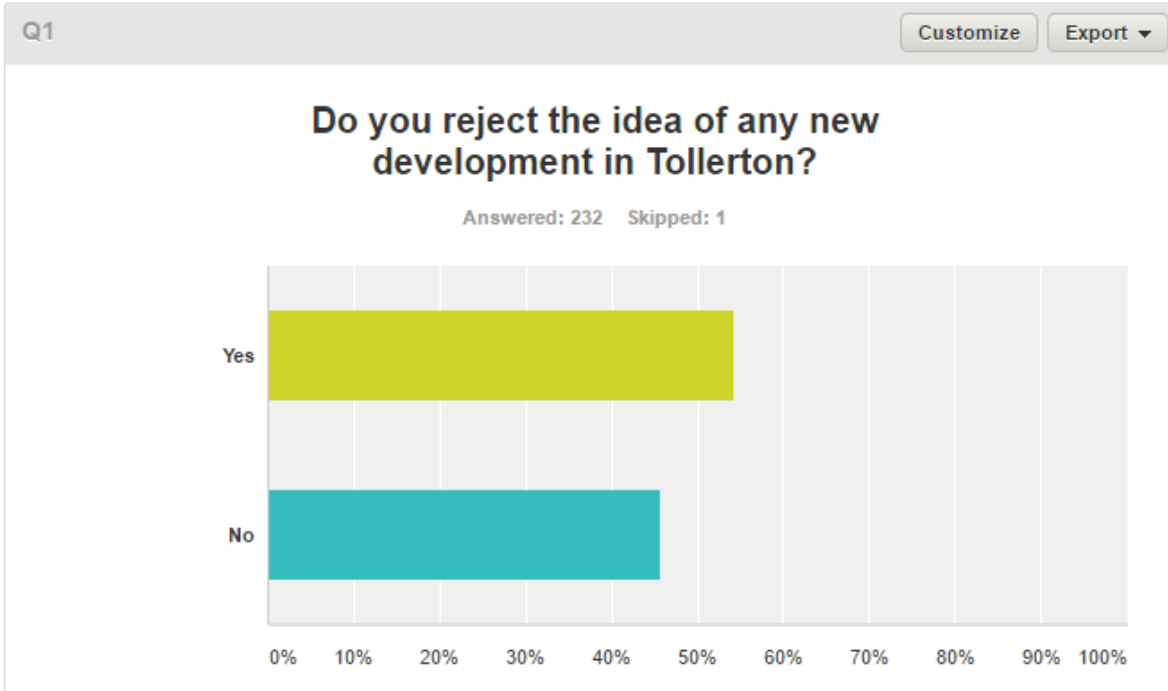
The Parish Council circulated this questionnaire following the receipt from Hambleton of a letter explaining a new consultation exercise about potential building plots. You can see details of the letter on the Tollerton website.

There are 11 sites identified in this process in Tollerton though only 8 main areas are affected. These are shown on the diagram below.

A questionnaire completed by villagers in 2009 overwhelmingly rejected any further large developments in Tollerton. The Parish Council has followed this wish since then but we felt that we needed to ask villagers once again so we could represent any changes in view.

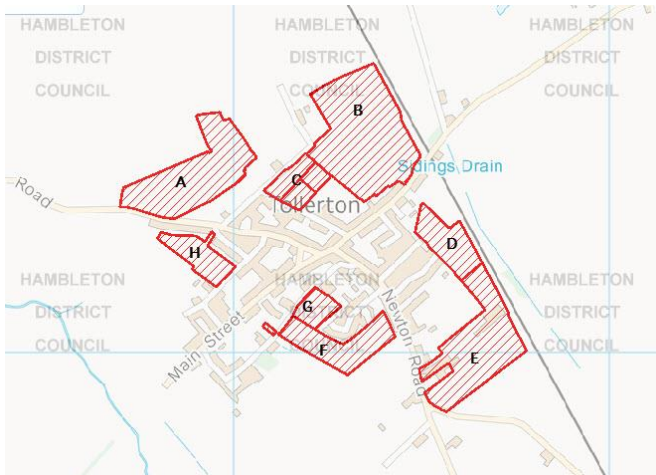
Results

We recieved 232 completed questionnaires, one of the largest responses we have seen in the village. 126 (54%) of residents were against any further development including any linked to a new surgery. 106 (46%) supported further development in the village.



Answer Choices	Responses
Yes	54.31% 126
No	45.69% 106
Total	232

[Comments \(115\)](#)

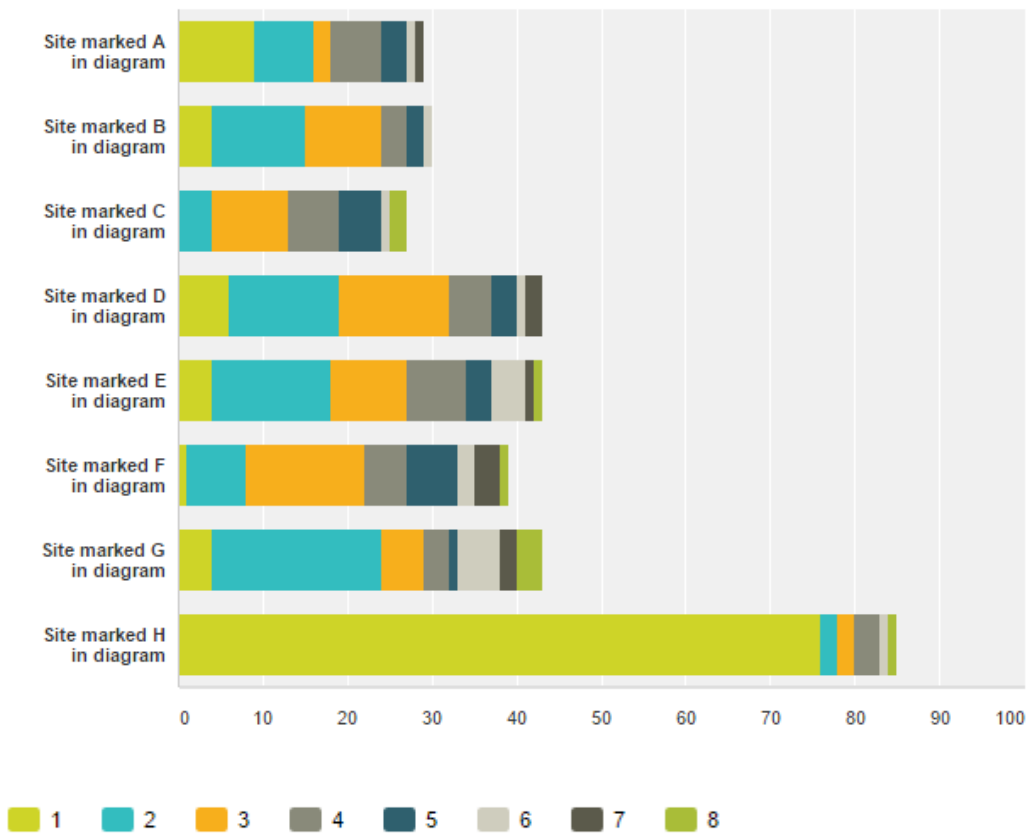


107 Answered about location

The following graph shows a breakdown of choices for building sites in the village selected by those who agreed on further development. Each bar provides a breakdown of how often it was ranked - this is perhaps clearer with the numbers shown in the accompanying table. Site H was most often ranked as first choice.

Which sites would you consider seeing developed, please rank only those sites you would support in order of merit. Please only rank those you would support.

Answered: 107 Skipped: 126



	1	2	3	4	5	6	7	8	Total
Site marked A in diagram	31.03% 9	24.14% 7	6.90% 2	20.69% 6	10.34% 3	3.45% 1	3.45% 1	0.00% 0	29
Site marked B in diagram	13.33% 4	36.67% 11	30.00% 9	10.00% 3	6.67% 2	3.33% 1	0.00% 0	0.00% 0	30
Site marked C in diagram	0.00% 0	14.81% 4	33.33% 9	22.22% 6	18.52% 5	3.70% 1	0.00% 0	7.41% 2	27
Site marked D in diagram	13.95% 6	30.23% 13	30.23% 13	11.63% 5	6.98% 3	2.33% 1	4.65% 2	0.00% 0	43
Site marked E in diagram	9.30% 4	32.56% 14	20.93% 9	16.28% 7	6.98% 3	9.30% 4	2.33% 1	2.33% 1	43
Site marked F in diagram	2.56% 1	17.95% 7	35.90% 14	12.82% 5	15.38% 6	5.13% 2	7.69% 3	2.56% 1	39
Site marked G in diagram	9.30% 4	46.51% 20	11.63% 5	6.98% 3	2.33% 1	11.63% 5	4.65% 2	6.98% 3	43
Site marked H in diagram	89.41% 76	2.35% 2	2.35% 2	3.53% 3	0.00% 0	1.18% 1	0.00% 0	1.18% 1	85

Summary

The majority of residents in Tollerton who answered this survey do not support any further development in the village. For the 46% who support further development then Site H which is linked to the new surgery was the most commonly chosen option. 115 comments were received - these are available to view on request to the Parish Clerk. There were common themes in the comment - the main ones being

- * Traffic, street parking and speeding through the village
- * Support for new surgery
- * Ability of drains and sewage to cope with current houses in the village