

Newton Road sign facing traffic leaving village

- 46,438 Vehicles
- 85% of traffic is traveling 32.2mph or below.
- 95% of traffic is travelling below 35mph
- One recording at 57mph
- If you look at the average speed of those above 30 it is around 33mph

TRAFFIC ANALYSIS REPORT

For Project: Newton road facing into village
 Project Notes/Address:
 Location/Name: Incoming
 Report Generated: 12/07/2021 11:01:13 AM
 Speed Intervals = 3 MPH
 Time Intervals = Instant

Traffic Report From 06/06/2021 12:00:00 PM through 12/07/2021 09:59:59 AM

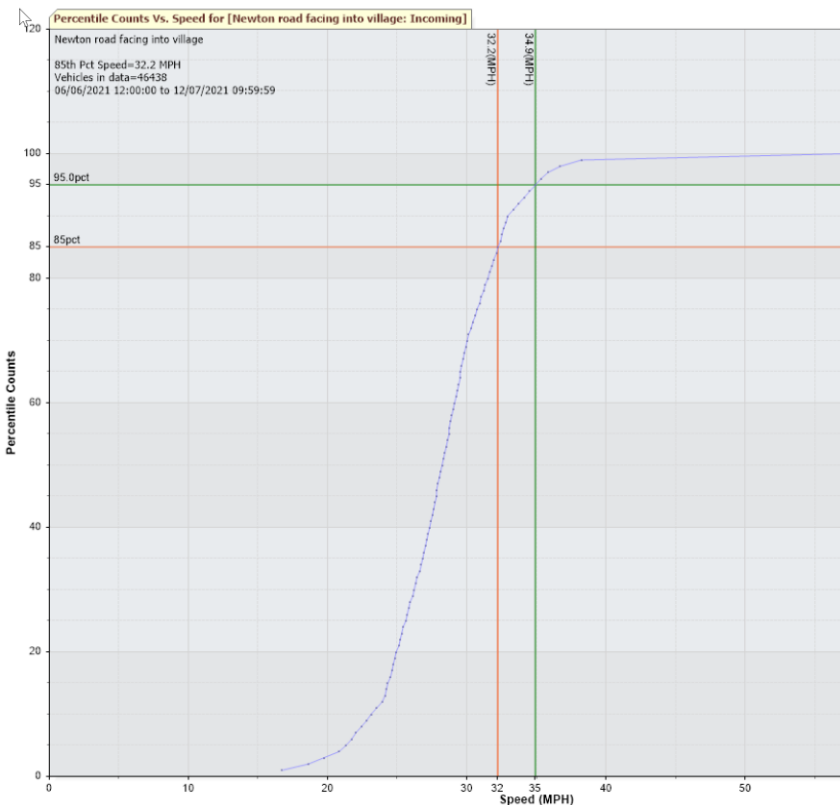
85th Percentile Speed = 32.2 MPH
 85th Percentile Vehicles = 39,472 counts
 Max Speed = 57.0 MPH on 10/06/2021 07:30:00
 Total Vehicles = 46,438 counts
 AADT: 1292.9

Volumes - weekly vehicle counts

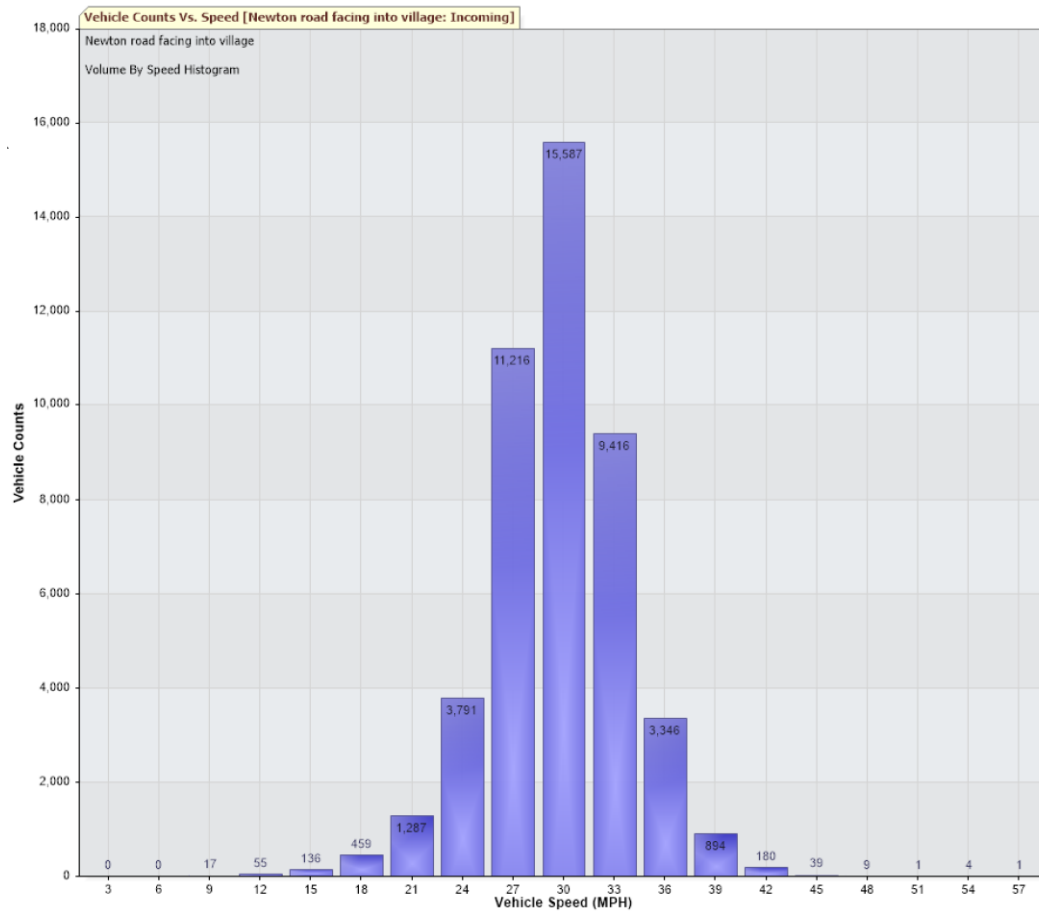
Average Daily	Time	5 Day	7 Day
		1,367	1,268
AM peak	08:00 to 09:00	134	112
PM peak	03:00 to 04:00	117	103

Speed
 Speed limit: 30 MPH
 85th Percentile Speed: 32.2 MPH
 50th Percentile Speed: 28.2 MPH
 10 MPH Pace Interval: 24.0 MPH to 34.0 MPH
 Average Speed: 28.1 MPH

	Monday	Tuesday	Wednesday	Thursday	Friday	Saturday	Sunday
Count over limit	2049	2002	2172	2119	2034	1847	1667
% over limit	28.9	29.4	30.4	29.8	28.2	31.5	32.1
Avg speeder	32.7	32.8	32.8	32.8	32.8	32.8	32.8



June 2021 Report from datalogger in Speed Signs



Alne Road Sign facing into village

44,970 Vehicles

85% of traffic travelling at 30.1mph or below

98% of traffic travelling at 35mph or below.

One speeder at 55mph.

Average speeder is around 33mph

TRAFFIC ANALYSIS REPORT

For Project: Alne Road - looking into village
 Project Notes/Address:
 Location/Name: Incoming
 Report Generated: 12/07/2021 11:10:34 AM
 Speed Intervals = 5 MPH
 Time Intervals = Instant

Traffic Report From 06/06/2021 12:00:00 PM through 12/07/2021 10:59:59 AM

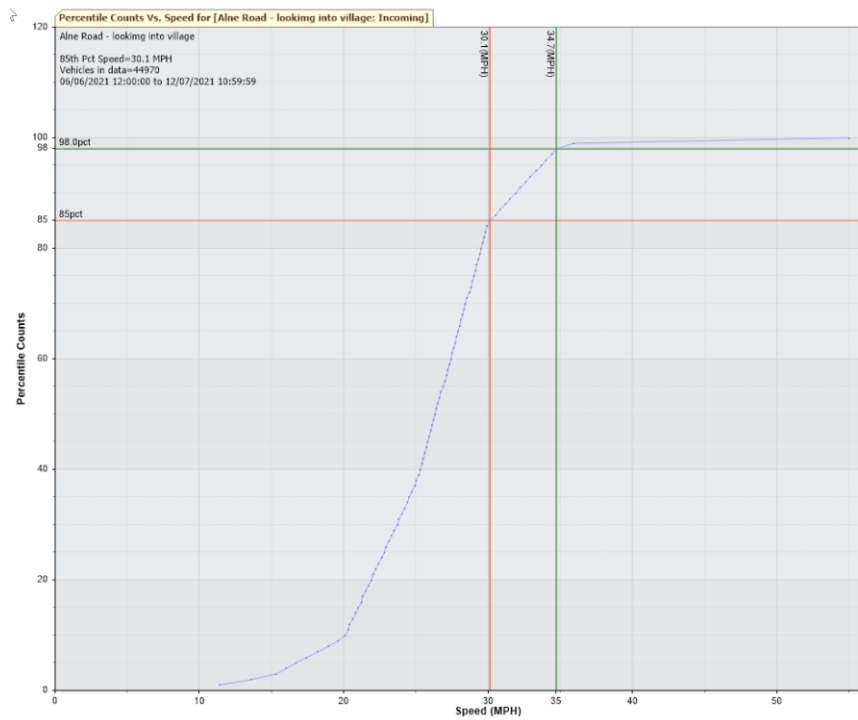
85th Percentile Speed = 30.1 MPH
 85th Percentile Vehicles = 38,224 counts
 Max Speed = 55.0 MPH on 03/07/2021 06:05:00
 Total Vehicles = 44,970 counts
 AADT: 1250.6

Volumes - weekly vehicle counts

Time	5 Day	7 Day
Average Daily	1,317	1,228
AM peak 08:00 to 09:00	112	94
PM peak 04:00 to 05:00	120	108

Speed
 Speed limit: 30 MPH
 85th Percentile Speed: 30.1 MPH
 50th Percentile Speed: 26.3 MPH
 10 MPH Pace Interval: 25.0 MPH to 35.0 MPH
 Average Speed: 25.8 MPH

	Monday	Tuesday	Wednesday	Thursday	Friday	Saturday	Sunday
Count over limit	1073	850	1042	995	1148	926	838
% over limit	16.2	13.3	15.5	13.8	16.2	16.0	16.3
Avg speeder	32.9	32.8	33.0	32.9	33.0	33.0	33.0



June 2021 Report from datalogger in Speed Signs

